

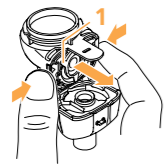
Hygiene routines for optimum performance

The nebuliser handset (including the aerosol head) must be cleaned after every use and disinfected 1x daily.

The eFlow[®]rapid is driven by high-quality technology. Regular hygiene procedures are required to ensure it is always at its best.

Cleaning


- » Wash your hands thoroughly
- » Disassemble the parts of the nebuliser handset and empty out any remaining medication
- » When removing the aerosol head (1) lightly squeeze the locking hooks on the sides together, taking care not to touch the membrane (curved metal surface in the centre of the aerosol head)
- » Rinse both sides of the aerosol head and all parts of the nebuliser handset for 5 seconds with warm tap water
- » Immerse all parts in warm water and dishwashing liquid for 5 minutes
- » Then thoroughly rinse all parts under running tap water
- » Place all parts on a dry, clean surface and allow them to air dry completely



Disinfection

Option 1 – with disinfectant

- » A commercially available disinfectant for baby bottles with an operating time of at least 6 minutes is suitable.
- » Follow the instructions for use of the disinfectant you are using for disinfection



Option 2 – with boiling water

- » Put all parts in a clean saucepan with boiling, distilled water for at least 5 minutes.
- » Please note: Plastic will melt if it comes into contact with the hot base of the saucepan. Therefore, make sure that there is sufficient water in the saucepan.
- » After disinfection, place all parts on a dry, clean surface and allow them to air dry completely
- » The parts must be completely dry before they are reassembled



Please note that reading the information above is no substitute for reading the instructions for use.

Please note the information in the instructions for use for the eFlow[®]rapid nebuliser system.



If necessary, use the easycare[®] cleaning aid. Please note the information in the easycare[®] instructions for use.



Sources:

- 1 Short inhalation time for more leisure time and better quality of life. Buttini F et al. Combinations of colistin solutions and nebulisers for lung infection management in cystic fibrosis patients. Int J Pharm 2016; 502(1-2):242-8
- 2 Daniels T et al. Cochrane Database of Systematic Reviews. J Evid Bases Med 2013; 6(3):201
- 3 Beck-Broichsitter M et al. Controlling the droplet size of formulations nebulized by vibrating-membrane technology. Eur J Pharm Biopharm 2014; 87(3): 524-9
- 4 Naehrig S et al. Lung function in adult patients with cystic fibrosis after using the eFlow[®]rapid for one year. Eur J Med Res 2011; 16(2): 63-6



PARI Pharma GmbH
Moosstraße 3
82319 Starnberg, GERMANY
Email: info@pari.de
Tel. +49 (0)8151 279 0
www.pari.com

Local service partner:



Experts in
respiratory
health

eFlow[®]rapid nebuliser system

Get more out of life

with a STRONG companion¹



Efficient, safe and fast
inhalation treatment

www.pari.com

Efficient inhalation – getting more out of life

The eFlow[®]rapid nebuliser system boasts the following advantages:

Effective therapy

The eFlow[®]rapid ensures high lung deposition of the generated aerosol, which creates ideal conditions for the nebulised inhalation solution to optimise its efficacy.^{2,3}

Flexible use

The nebuliser system is light-weight, small and mobile and can be powered by battery or mains electricity – for silent inhalation wherever you are.

Time-saving

The eFlow[®] membrane technology of the aerosol head allows for short nebulisation times.⁴

Safe therapy

... thanks to easy cleaning and disinfection of the nebuliser handset.

Easy to use

The device guides the user with display indicators.



Strong companion – strong technology!

Users worldwide benefit from the clinically tested eFlow[®] Technology

The eFlow[®]rapid nebuliser system has two main components: the eBase[®] Controller for power supply and device control and the eFlow[®]rapid nebuliser handset.



eBase[®] Controller

eFlow[®]rapid nebuliser handset

eFlow[®]rapid aerosol head

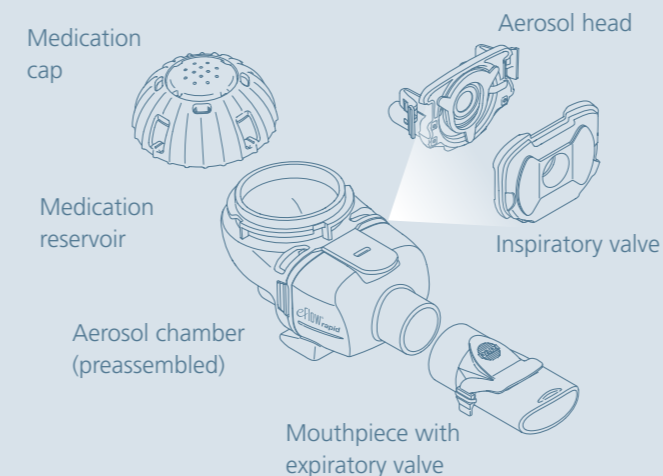


Back of aerosol head

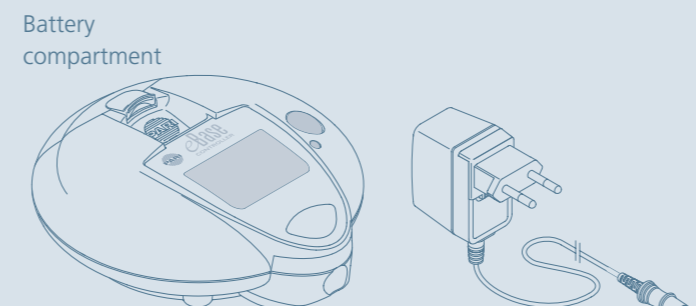
The heart of the nebuliser handset is the aerosol head with the vibrating membrane.

It produces the respirable aerosols required for therapy which are quickly transported deep into the lungs.

The components at a glance



eFlow[®]rapid nebuliser handset including aerosol head



eBase[®] Controller

Power adapter with country-specific adapter

Connection cord (between controller and nebuliser handset)

Frequently asked questions

Quick guide to tear off and keep

What can I inhale with the eFlow[®]rapid nebuliser system?

Only approved inhalation solutions (such as formulations of colistimethate sodium or (hypertonic) saline solutions). Please take note of any limitations in the instructions for use for the medication in question.

Can the eBase[®] Controller also be used with other nebuliser handsets?

The controller can be used along with the eFlow[®]rapid nebuliser handset for medication-specific eFlow[®] Technology nebulisers such as Tolero[®], Zirela[®] or Altera[®]. Please take note of the instructions for use for the medication and nebuliser handset in question.

Can the inhalation time vary or take longer?

The inhalation time essentially depends on the medication/ inhalation solution and the amount put into the nebuliser. It can become longer over the course of the treatment cycles. How can this happen? Conditions such as water quality or fine dust, for example, can impair the structures of the membrane. To ensure that the powerful technology of the eFlow[®]rapid nebuliser handset is always at peak performance it must be hygienically reprocessed as per the instructions for use. Consistent cleaning after every use mitigates membrane deterioration, allowing swift inhalation. Daily disinfection of the nebuliser handset and aerosol head also prevents pathogen contamination.



How often does the eFlow[®]rapid aerosol head have to be replaced?

Replace after 3 to 6 months (see also information from the previous question). **Please note:** If nebulisation time more than doubles, even after using the easycare[®] cleaning aid, the aerosol head needs to be replaced.

Who do I contact if I have further questions or want to place an order?

Contact your local service partner. See back of flyer for full contact details.